




BVW 243.2

Safety Relay 110V

HBTB585673 R0003
B+Z Art. Nr.: 12



B + Z Elektronik AG
CH-8108 Dällikon
Tel: +41(0)44 8440355
www.bahnelektronik.ch

Created: 10.03.10
Changed: 09.06.10
Index:
File: BVW243_2_110_e_kd.doc

Page: 1/3



Article description / Function

Safety relay with forcibly guided contacts according to EN50205.

If an *outer* contact should weld, then the forced operated inner contacts driven by the actuator remain open. The rotating armature remains free to move.

The unaffected contact pairs can operate normally, i.e. their function to make or break remains unaffected.

If an *inner* contact should weld, then the movement of the rotating armature is blocked via the actuator. Open contacts of all four contact pairs remain open.

This arrangement corresponds to a conventional forcibly guided contact operation.

A green LED mounted in the case is signaling the power voltage on PIN number 10.

Technical Data

Electrical specifications

Device type :	BVW 243.2 110V
Case:	Transparent case type MR 14 with ventilation holes
Relay type :	Safety relay (type B) with forcibly guided contacts according to EN50205
Max. load :	max. 1A per contact
Nominal voltage :	110VDC (+25% -30%)
Idle current :	11mA
Protection :	Reverse polarity protection and transient protection.
Signalling:	Green LED

Mechanical specifications

• Dimensions

Dimension :	ca. 75x72x28mm
Weight :	ca. 125g

• Materials

Case :	Transparent Plastic
--------	---------------------

• Contact configuration

4 main inner contacts	(2 NO / 2 NC)
2 auxiliary outer contacts	(1 NO / 1 NC)

• Temperature range

- 40 °C ... + 70 °C

• Disposal

According to local regulations



B + Z Elektronik AG

Exposed: 10.03.10
Changed: 09.06.10
Index:
File: BVW243_2_110_e_kd.doc

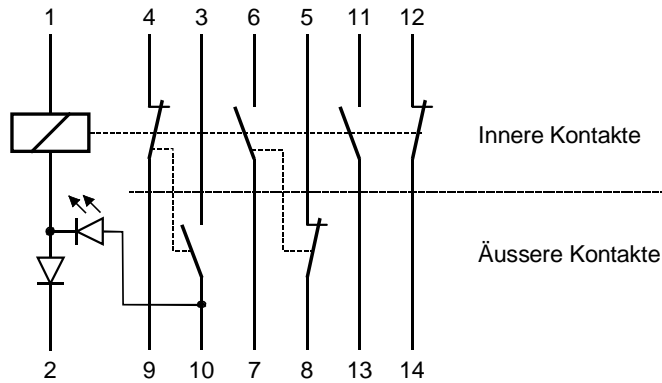
Approved:
Approved:
Page: 2/3

BVW 243.2 110V
Safety Relay
Ident Nr.: HBTB585673 R0003

We hold all rights for this document and its content.

It is prohibited to copy, to utilize or to publish its content without our explicit permit. © B+Z Elektronik AG

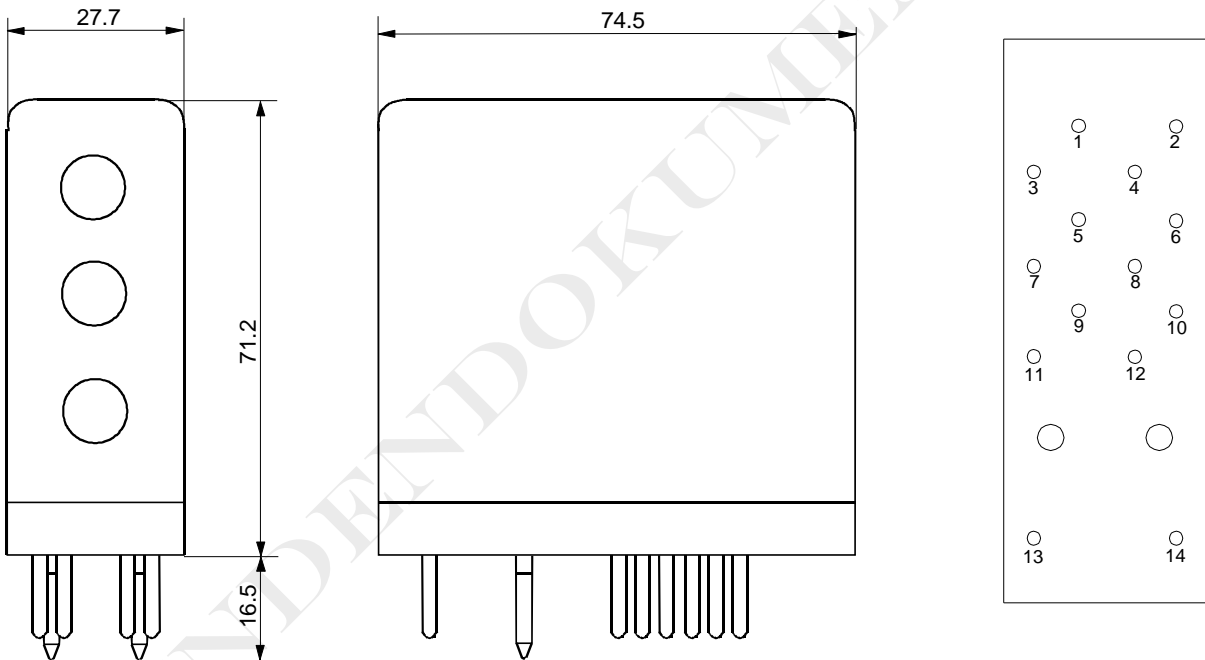
Block diagram



Simplified Drawing

Dimensions in mm

Bottom view :



B + Z Elektronik AG

Exposed: 10.03.10
 Changed: 09.06.10
 Index:
 File: BVW243_2_110_e_kd.doc

Approved:
 Approved:
 Page: 3/3

BVW 243.2 110V
 Safety Relay
 Ident Nr.: HBTB585673 R0003